



2009 REGIONAL JUDGE EXAM



2009 REGIONAL JUDGE EXAM

These questions, submitted by widely experienced judges, are organized under chapter headings that generally indicate where the answer may be found in the *IAC Official Contest Rules*. However, some questions may rely on information contained in other chapters or in the *Aresti Aerobatic Catalog*. Although some may appear to be “trick questions”, this was not the intent. They are intended to highlight some of the many subtleties in IAC Rules of judging aerobatics. Therefore, you may find some truth in more than one answer but there is only one answer that is most correct. Mark that answer on the answer sheet.

NOTE: You must complete this exam and receive a passing grade of 80% as one of the prerequisites for scheduling your Practical (oral) exam (see the current *IAC Official Contest Rules*, section 2.6.1 for more detailed information).

Glossary

1. A basic figure is:
 - A. any figure flown in the Primary category.
 - B. a loop, a spin, or roll.
 - C. a figure consisting of only one K-factor.
 - D. any figure from Families 1 through 8 of the Aresti Aerobatic Catalog.
2. The character of a figure is:
 - A. defined by the nature of the entry line of a figure (upright or inverted).
 - B. defined by the nature of the exit line of a figure (upright or inverted).
 - C. determined by the nature of the internal lines and loop segments (positive or negative loading or angle of attack).
 - D. all of the above.
3. Heading is the compass direction in which the airplane is pointed and in competition is judged:
 - A. always directed into the wind.
 - B. parallel to either the X or Y axis.
 - C. the direction with relation to the wind shown on forms B or C, of the first figure which begins or ends parallel to the X axis.
 - D. all of the above.

4. Flight path:
 - A. is the attitude of the aircraft relative to the horizon.
 - B. is the trajectory of the airplane's center of gravity.
 - C. is compared with the true horizon for horizontal flight.
 - D. both B and C.
5. A horizontal line is:
 - A. the flight path of an aircraft when flown on a constant heading.
 - B. flown at a constant altitude.
 - C. the line marking the entry and exit of a figure in Gliders, which may be at any reasonable angle.
 - D. all of the above.
6. A “mechanical” or “hard” zero would be assessed by a judge if the pilot performed ____ as drawn on Form B or C, whichever is in use.
 - A. a 2 point roll instead of a 4 point roll
 - B. 4 rolls in a rolling circle instead of 3
 - C. a 1 ¼ turn spin instead of a 1 ¾ turn spin
 - D. all of the above

Chapter 1 – Contest Job Descriptions

7. Which of these statements concerning Free Program Forms A, B, and C) is INCORRECT?
 - A. They must be signed and dated by a judge who is current at the time of signing.
 - B. They do not have to be signed in the current contest year if no rules have changed affecting Free programs.
 - C. The Chief Judge must check them for name and signature of the Judge and for the date signed.
 - D. All Free Programs must be recertified in 2009 since Aresti Catalogue notation for hesitation rolls has changed.
8. Boundary Judges are NOT responsible for:
 - A. recording each boundary excursion.
 - B. recording each figure flown outside the boundary.
 - C. Reporting each crossing of a boundary(s) to the Chief Judge
 - D. assessing penalty points for boundary infringements.



2009 REGIONAL JUDGE EXAM

9. Which statement is INCORRECT?
- A. Judges must be selected from the current IAC "Approved List of Judges".
 - B. Judges must be current members of IAC or an organization recognized by IAC.
 - C. Judges must attend a Judge's briefing and debriefing.
 - D. Judges may not be competitors.

Chapter 2 – Qualifications

10. Which of the following is INCORRECT regarding competitor qualifications to enter an IAC sanctioned contest? A competitor:
- A. must possess at least a Light Sport Aircraft Pilot Certificate with rating appropriate for the class of aircraft to be flown.
 - B. under certain conditions, can enter in Power categories without a current FAA medical certificate.
 - C. must possess a current FAI Sporting License for competition in the Unlimited category.
 - D. must be current members of the IAC or hold a valid FAI Sporting License.
11. Which statement is INCORRECT regarding new applicants for Regional Judge?
- A. An applicant must complete the Regional Judge Exam within the previous 18 month period prior to application.
 - B. An applicant may request a National Judge to select another Judge to jointly administer an oral/written exam before receiving a passing grade on the Regional Judge Exam.
 - C. An applicant must have attended an approved IAC "Introduction to Aerobatic Judging" seminar within the previous 18 month period prior to application.
 - D. An applicant must perform the duties of Assistant to a grading judge for no less than 40 flights, of which 10 are Advanced or Unlimited, within the previous 18 month period prior to application.

Chapter 4 – Contest Operations

12. Which of the following is INCORRECT regarding the disqualification of a competitor?
- A. Any single member the Contest Jury can disqualify a competitor.
 - B. Operation of an aircraft in a manner that casts an image of recklessness on the IAC is grounds for disqualification.
 - C. Entering a "hot box" is a mandatory disqualification for that flight.
 - D. Failure to respond to a recall signal is grounds for disqualification.
13. Which of the following DOES NOT meet the definition of an "implicit" program interruption?
- A. Correcting a heading deviation of 90 degrees or more.
 - B. Adding a figure to a sequence to correct heading or attitude.
 - C. Omitting a figure.
 - D. Regaining height, in the case of altitude difficulties.
14. A competitor corrects the major heading error by executing a 180 deg turn and resuming the next figure. The competitor will be assessed:
- A. Two interruption penalties, one for the heading correction and one for failure to signal the resumption.
 - B. No interruption penalty applies.
 - C. One interruption penalty for failure to signal the resumption.
 - D. One interruption penalty for inserting the heading correction.
15. The penalty given for each figure called 100 feet low by the majority of judges is:
- A. Primary and Sportsman – zero program, Intermediate – 100 pts, Advanced – 100 pts, Unlimited – 200 pts.
 - B. Primary – zero program, Sportsman – 10 pts, Intermediate – 20 pts, Advanced – 50 pts, Unlimited 100 pts.
 - C. Primary and Sportsman – zero entire program, Intermediate – 60 pts, Advanced – 90 pts, Unlimited 120 pts.
 - D. Primary and Sportsman – zero entire program, Intermediate – 60 pts, Advanced – 100 pts, Unlimited – 150 pts.



2009 REGIONAL JUDGE EXAM

16. Which statement is INCORRECT regarding minimum weather conditions for competition?
- A. Weather conditions that allow competitors to climb to 3,500 feet (4,000 feet for gliders) while maintaining a minimum cloud clearance is most desired.
 - B. Flight will not be conducted if the wind speed exceeds 20 knots.
 - C. Flight will not be conducted in discernable precipitation.
 - D. The Contest Jury may authorize glider flights in discernable precipitation.

Chapter 5 – The Flight Programs

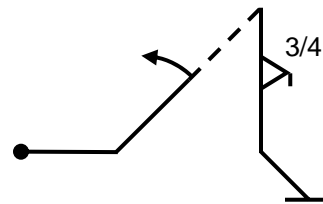
17. Which statement is INCORRECT regarding competition flight programs?
- A. The rules allow for three competition flights for all Power categories plus the Unlimited 4-Minute Freestyle.
 - B. The schedule of flight programs for Intermediate through Unlimited must be in the following order: Known, Free, Unknown, Unlimited 4-minute Freestyle.
 - C. If a third Sportsman flight is scheduled, competitors must repeat the sequence flown on the second flight (Known or Free).
 - D. The Known compulsory is a qualification flight and failure to complete 75% of the figures disqualifies the competitor.

Chapter 6 – The Free Program

18. During a competitor's flight, in the event there are any errors discovered on Forms A, B, and C, what is the definitive criterion?
- A. The figure as it is drawn on Form A.
 - B. The Aresti Aerobatic Catalog number as it appears on Form A.
 - C. The figure as it is flown.
 - D. The figure as it is depicted on the drawing held by the Judges for grading purposes (Form B or C).
19. Figures 1.1.1 through 1.1.4 may be repeated in the Free program for which categories?
- A. All categories.
 - B. Sportsman and Intermediate.
 - C. Intermediate only.
 - D. All categories except Unlimited.

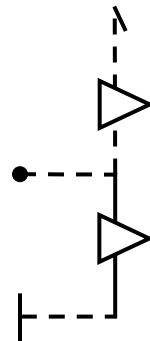
20. The correct Aresti Aerobatic Catalog number for a snap roll is determined:
- A. by the character of the line of the basic figure as drawn in the Catalog.
 - B. by the character of the line of the basic figure following where the snap roll is inserted.
 - C. in all cases, by the character of the line of the basic figure unless the angle of attack is explicitly defined as zero.
 - D. by the character of the line at the point on the figure where the snap roll is to be inserted, unless the angle of attack is explicitly defined as zero.

21. What is the total K-factor for this combination figure?



- A. Not useable, illegal construction
- B. 30 K
- C. 29 K
- D. 27 K

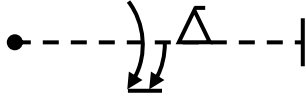
22. What is the total K-factor for this combination figure?



- A. Not useable, illegal construction.
- B. 49 K
- C. 51 K
- D. 53 K



23. What is the total K-factor for this combination figure?



- A. Not useable, illegal construction
 - B. 24 K
 - C. 25 K
 - D. 26 K
24. Which statement is CORRECT regarding the rules for constructing figures with multiple rolls?
- A. The tips of the symbols of unlinked rolls of the same type may be in the same or opposite directions.
 - B. A 9.4.3.6 hesitation roll meets the “multiple roll” definition and must be annotated with a “6/4” in a Free Program certified in 2009.
 - C. The tips of the symbols drawn in opposite directions for unlinked rolls have no bearing on the direction of roll chosen by the pilot, as long as they are flown in opposite directions.
 - D. The tips of the symbols of unlinked rolls have no bearing on the roll direction and if drawn with in the same direction may be flown in the same or opposite directions.
25. How is the direction of flight described on the forms for the Free program?
- A. It is not prescribed since all Freestyle sequences must begin into the wind.
 - B. It is shown as a notation in the “Remarks” section of Form A, e.g, “Downwind Entry”.
 - C. The pilot can enter the sequence cross-box, in which case the notation “Y Axis Entry” appears on Form A.
 - D. The “official wind direction” determines whether Form B or Form C will be used. That form is definitive for the direction of flight.

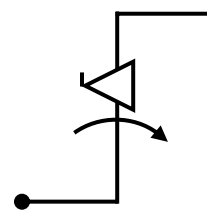
Chapter 7 – Grading and Scoring

26. When a mixture of zero and non-zero grades occur and difficulty arises in the proper assessment of the facts on the judging line, the Chief Judge:
- A. is required to call a conference of Judges on the line as soon as possible.
 - B. will tell each grading judge how they would have scored the figure to ensure the proper score is given.
 - C. provide a tie-breaker score to ensure that a majority of judges scored the figure properly.
 - D. All of the above.
27. If a minority of judges give a zero score for a figure, the minority zero marks:
- A. must be changed to the lowest mark given by another judge.
 - B. will be resolved automatically by the IAC scoring program.
 - C. will be changed by replacing the minority zero marks with the average of the non-zero marks.
 - D. both B and C.
28. If a judge is not able to observe an element of a figure to grade it properly, the proper action is to:
- A. mark the figure as a zero.
 - B. mark the figure “A” to give the IAC scoring software the authority to replace their mark with the average of the marks of the other judges.
 - C. mark the figure based on what was seen and how it sounded.
 - D. mark the figure an “A” (average) based on the last 3 or 4 previous figures.
29. If a *grading* judge thinks a competitor has flown part of a figure behind the Judge’s Line, but is otherwise able to observe the figure, the appropriate action is to:
- A. mark the figure a zero for going behind the Judge’s line.
 - B. continue to grade the figure and make a deduction on the presentation score.
 - C. mark the figure with an “A”
 - D. mark the figure a zero since it must have been across the Deadline.

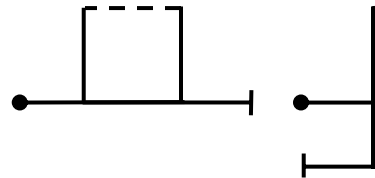
Chapter 8 – Judging Criteria

30. For powered airplanes all 45° lines are judged:
- on flightpath relative to the true horizon.
 - by comparing the airplane's flightpath relative to the vertical attitude plus or minus 45°.
 - by comparing the airplane's attitude relative to the true horizon plus 45° and are wind corrected.
 - by comparing the attitude of the airplane's zero-lift axis relative to the vertical attitude plus or minus 45° regardless of the effects of wind.
31. In a Glider Intermediate sequence, the pilot flies a 45° attitude on a 45° internal line of an otherwise perfect figure. The appropriate deduction is:
- none, give the figure a grade of 10.0.
 - 3 points for the 15° error.
 - zero the figure for not flying a 30° line.
 - none of the above.
32. An 8.1.1 figure is flown with a large smooth radius of transition from horizontal to vertical; a tight, crisp radius at the top; and a large smooth radius from the vertical back to horizontal flight equal to the entry radius. The appropriate deduction is:
- no downgrade should be given.
 - at least 1 point, depending on the size difference of the radii.
 - 1 point for each radius change.
 - zero the figure.
33. In glider aerobatics, the rule for centering rolls on lines is:
- the same as for power aerobatics.
 - rolls on 30°, 45°, and vertical lines need not be centered.
 - rolls on descending vertical lines need not be centered.
 - snap rolls on all 30°, 45°, and vertical lines need not be centered.

34. Which statement concerning the following figure is INCORRECT?



- The length of the lines before the first roll and after the second roll must be equal.
 - The rolls must have a brief but perceptible pause between them.
 - The length of the lines before, between, and after the rolls must be equal.
 - The rolls must be flown in opposite directions.
35. The following excerpt from a sequence is being flown by a competitor:



and after pulling to the last horizontal line of the square loop, draws a line half as long as the first vertical line and then performs the ¼ loop to the vertical for the hammerhead. The appropriate deduction is:

- Zero the square loop because it was not completed before the hammerhead was started.
- Zero the square loop because it was not finished before starting the hammerhead and downgrade the hammerhead 1 point for no line between figures.
- Deduct 2 points from the square loop for the 1:2 ratio error in the last horizontal line and give the "benefit of the doubt" for completing the square loop, but deduct one (1) additional point from both the square loop and the hammerhead for "no line between".
- Deduct 2 points from the square loop for the 1:2 ratio error in length of the last horizontal line.



2009 REGIONAL JUDGE EXAM

36. While judging a hammerhead figure, you note the airplane starting the pivot late as evidenced by seeing pivot start but then the airplane CG slide sideways for a short distance before completing the pivot within $\frac{3}{4}$ of a wingspan. The appropriate downgrade is:

- A. no deduction.
- B. zero the figure.
- C. 2 points.
- D. 1 point.

37. A competitor completes a figure 15° off heading but corrects the error before starting the next figure. The appropriate deduction is:

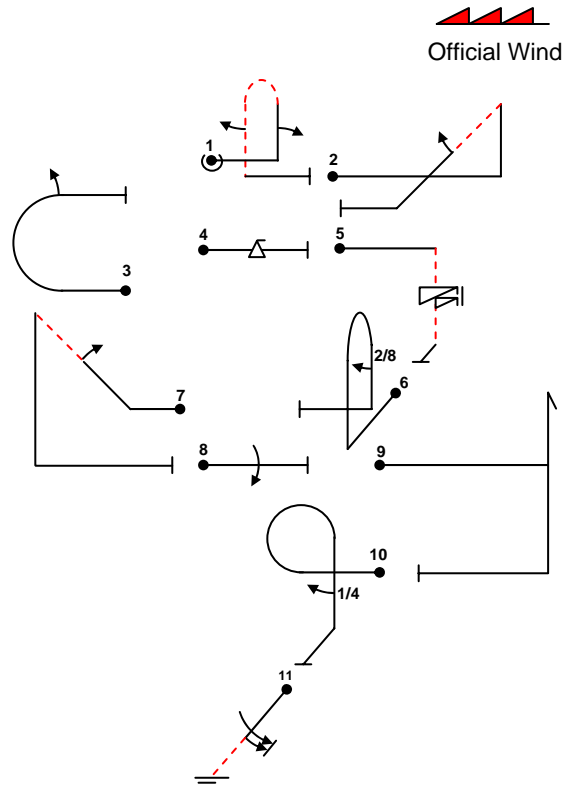
- A. deduct 1.5 points from each figure.
- B. deduct 3 points from the first figure only.
- C. deduct 3 points from both figures.
- D. deduct 3 points from the first figure and assess an interruption penalty.

38. If a competitor flew a 2.9.4 rolling turn such that there was still 60° of roll remaining as the 360° turn was completed on a constant heading aligned with the X-axis, the highest grade possible for this figure would be:

- A. 0.0
- B. 2.0
- C. 3.0
- D. 4.0

39. With regard to the Presentation score, which of the following statements are CORRECT?

- A. Judges give a presentation grade according to the total impression of the balanced use of the aerobatic box and over all presentation of the sequence.
- B. It is not required to use all the available airspace vertically or on the X and Y axes.
- C. It is important that Judges be consistent in applying the Presentation score criteria to every pilot in the program.
- D. All of the above.



40. In the sequence shown above, the contestant flew Figure 1 into the wind from the judge's left as briefed. The contestant continues through the sequence as drawn until exiting figure 6 into the wind heading to the judge's right. The contestant proceeds to fly the rest of the sequence in the order of figures listed, with no interruptions. The judges must:

- A. Zero figure 6.
- B. Zero figures 6, 7, 8, 9, and 10.
- C. Zero figures 6, 7, 8, 9, 10, and 11.
- D. Grade all the figures since turns from the Y axis are non-directional.



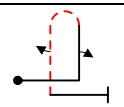
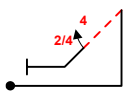
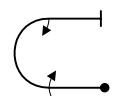
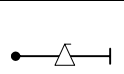
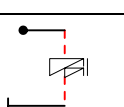
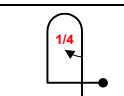
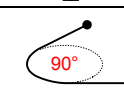
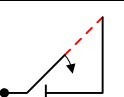
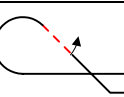
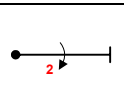
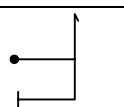
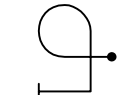
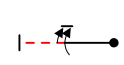
Checking an Intermediate Freestyle

Questions 41 through 50 refer to an Intermediate Free Program shown on the following three pages that you have been asked to check and approve just before 2009 contest. Refer to the Judge's Checklist for Freestyle Programs in the *IAC Official Contest Rules*, section 6.16 and the *Aresti Aerobatic Catalogue* as you answer these questions.

- 41. The number of figures in the proposed Freestyle sequence meets the requirements for the category.
 - A. True
 - B. False
- 42. The sequence includes all the required versatility elements required for the category.
 - A. True
 - B. False
- 43. There are ___ illegal repetitions of basic or complementary figure catalogue numbers on Form A.
 - A. 0
 - B. 1
 - C. 2
 - D. 3 or more
- 44. There is/are ___ illegally constructed figures on Form A.
 - A. 0
 - B. 1
 - C. 2
 - D. 3 or more
- 45. There are ___ figure catalogue numbers that do not agree with the drawing on Form A.
 - A. 0
 - B. 1
 - C. 2
 - D. 3 or more
- 46. The total sequence K-factor as listed on Form A does not exceed the maximum allowed for the category.
 - A. True
 - B. False
- 47. The Presentation K Factor listed is correct for the category.
 - A. True
 - B. False
- 48. The Forms B and C drawings agree with all Catalogue drawing conventions and agree with the catalogue numbers listed on Form A in every detail.
 - A. True
 - B. False
- 49. An "optional break" symbol is required to be shown on Forms B and C.
 - A. True
 - B. False
- 50. This Free program is legal and can be certified by a current IAC Judge by signing their name, IAC number, and date on all three forms.
 - A. True
 - B. False

INTERNATIONAL AEROBATIC CLUB SCORESHEET

A	Contest:				Date:	Category:	Programme:	pilot's number	
					2009	Intermediate	Free		

No	Symbol	Catalogue No.	K	Total K	Score	Remarks
1		8.3.1 9.1.1.2 9.1.5.2	15 8 4	27		
2		1.18.1 9.4.4.2	13 5	18		
3		7.2.1 9.1.3.4 9.1.3.2	6 8 4	18		
4		1.1.1 9.9.3.4	2 11	13		
5		1.6.3 9.11.1.6	10 3	13		
6		8.1.1 9.1.5.1	13 2	15		
7		2.2.3	3	3		
8		1.14.1 9.1.2.2	12 6	18		
9		8.42.1 9.1.4.2	10 4	14		
10		1.1.1 9.2.3.4	2 9	11		
11		5.1.1	17	17		
12		8.43.1	11	11		
13		1.1.3 9.1.3.6	2 10	12		
14						
15						
16						

Positioning	8	
--------------------	----------	--

FIGURE TOTAL K = 190

INCLUDING POSITIONING = 198

Aircraft Type:
S-1-450

FREE PROGRAM CHECKED BY:

Signature:	Date:
IAC No.	

Judge
Name
Number



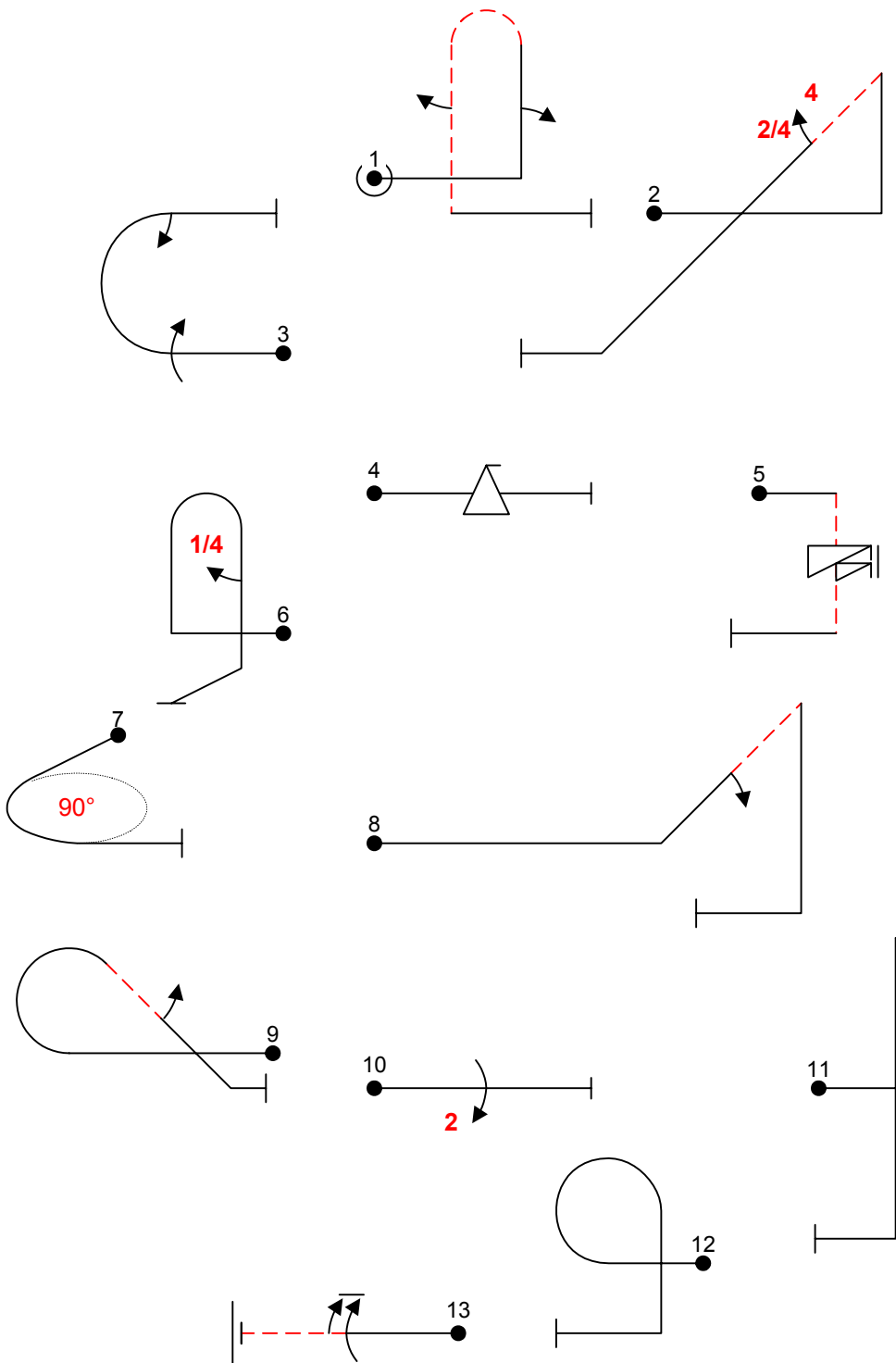
Ima Yankenbanker pilot



B	Contest:	Category: Intermediate	
	Date: 2009	Program: Free	Pilot's No. <input type="text"/>

Ina Yankenbanker
Pilot:

wind direction



The sequence has been checked by Aresti software and is free from detectable errors.

S-1-450

A/C:

(signature/date)

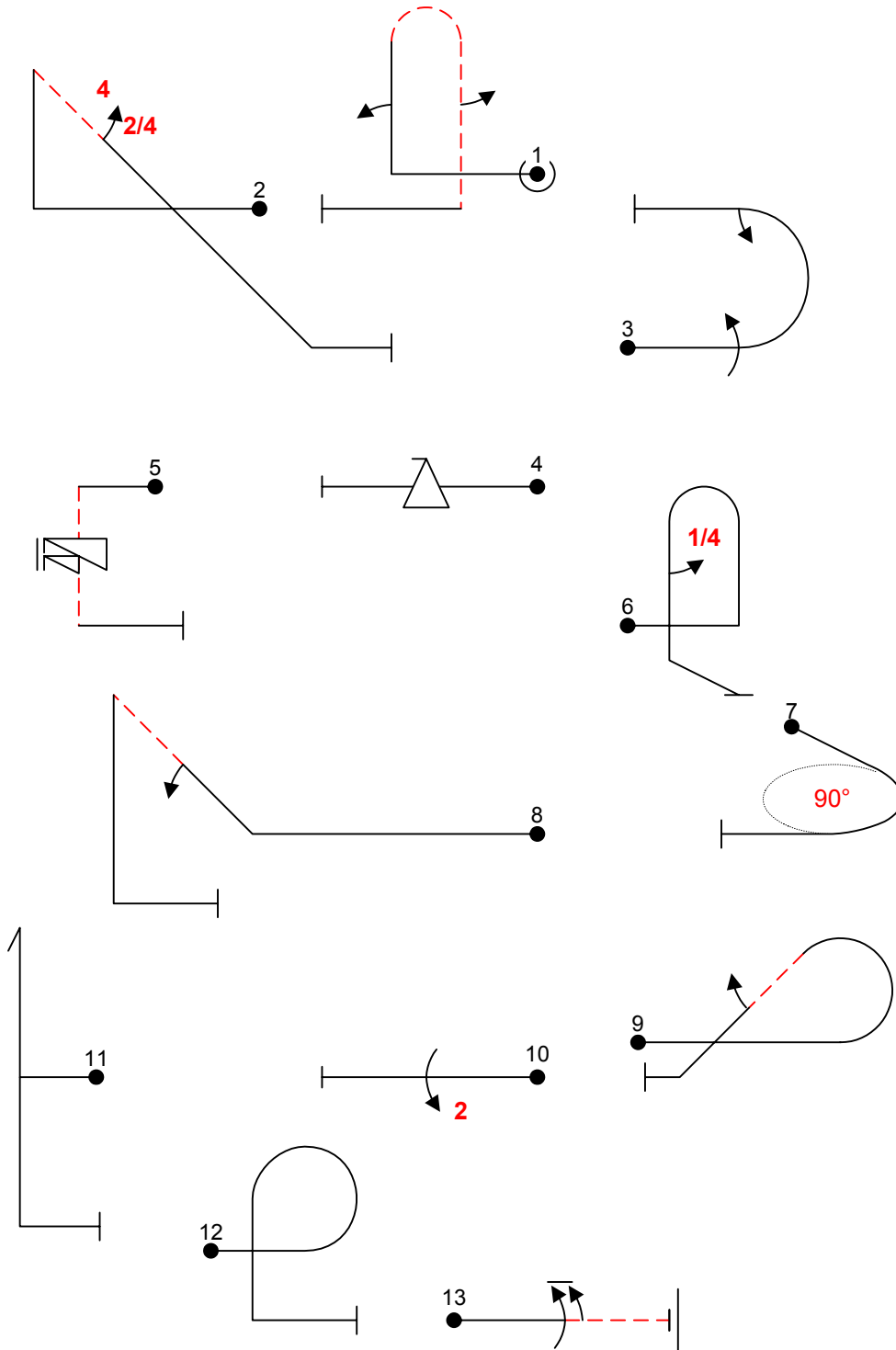
FREE PROGRAM CHECK BY:



C	Contest:	Category: Intermediate
Date: 2009	Program: Free	Pilot's No. <input type="text"/>

Ina Yankenbanker
Pilot:

wind direction



The sequence has been checked by Aresti software and is free from detectable errors.

S-1-450

A/C:

(signature/date)

FREE PROGRAM CHECK BY:



2009 REGIONAL JUDGE EXAM

ANSWER SHEET

TO BE USED ONLY BY APPLICANTS FOR REGIONAL JUDGE

As you complete the exam, please record your answers on this sheet by checking the appropriate letter for each question. Space is also provided for you to include the reference from the IAC Official Contest Rules to support your answer. To receive instant scoring of your exam, please log into the IAC members only website at <http://members.iac.org>, choose "Online 2009 Regional Judge Exam", and enter your answers there. Otherwise you may send only the completed answer sheet (not the Exam booklet) to:

By e-mail:
Gregory.Dungan@navy.mil and/or
Greg.Dungan@verizon.net

By U.S. Mail:
 Greg Dungan, Chairman
 IAC Judge's Education and Certification
 46152 Levitan Way
 Great Mills, MD 20634-3066
 240.925.0980 (mobile)

By Fax:
 301.342.5003 (include addressed cover)

NOTE: (1) Answer sheets received after Dec 15th of the official contest year will not be accepted.

(2) Additionally, before scheduling your Practical Exam, you must receive a grade of 80% or higher on this exam (see *IAC Official Contest Rules*, section 2.6.1)

If hand written, please print LEGIBLY!

Name:	IAC Number:	IAC Chapter(s)
Address Line 1:	Home Ph:	Work Ph:
Address Line 2:	e-mail:	
City:	State:	Zip Code:
Last Judges Seminar Attended (City and State):	Date (mm/yy): /	Instructor:

<u>Reference:</u>	A	B	C	D		<u>Reference:</u>	A	B	C	D
1. _____	<input type="checkbox"/>	<input type="checkbox"/>	<input type="checkbox"/>	<input type="checkbox"/>	16. _____	<input type="checkbox"/>	<input type="checkbox"/>	<input type="checkbox"/>	<input type="checkbox"/>	<input type="checkbox"/>
2. _____	<input type="checkbox"/>	<input type="checkbox"/>	<input type="checkbox"/>	<input type="checkbox"/>	17. _____	<input type="checkbox"/>	<input type="checkbox"/>	<input type="checkbox"/>	<input type="checkbox"/>	<input type="checkbox"/>
3. _____	<input type="checkbox"/>	<input type="checkbox"/>	<input type="checkbox"/>	<input type="checkbox"/>	18. _____	<input type="checkbox"/>	<input type="checkbox"/>	<input type="checkbox"/>	<input type="checkbox"/>	<input type="checkbox"/>
4. _____	<input type="checkbox"/>	<input type="checkbox"/>	<input type="checkbox"/>	<input type="checkbox"/>	19. _____	<input type="checkbox"/>	<input type="checkbox"/>	<input type="checkbox"/>	<input type="checkbox"/>	<input type="checkbox"/>
5. _____	<input type="checkbox"/>	<input type="checkbox"/>	<input type="checkbox"/>	<input type="checkbox"/>	20. _____	<input type="checkbox"/>	<input type="checkbox"/>	<input type="checkbox"/>	<input type="checkbox"/>	<input type="checkbox"/>
6. _____	<input type="checkbox"/>	<input type="checkbox"/>	<input type="checkbox"/>	<input type="checkbox"/>	21. _____	<input type="checkbox"/>	<input type="checkbox"/>	<input type="checkbox"/>	<input type="checkbox"/>	<input type="checkbox"/>
7. _____	<input type="checkbox"/>	<input type="checkbox"/>	<input type="checkbox"/>	<input type="checkbox"/>	22. _____	<input type="checkbox"/>	<input type="checkbox"/>	<input type="checkbox"/>	<input type="checkbox"/>	<input type="checkbox"/>
8. _____	<input type="checkbox"/>	<input type="checkbox"/>	<input type="checkbox"/>	<input type="checkbox"/>	23. _____	<input type="checkbox"/>	<input type="checkbox"/>	<input type="checkbox"/>	<input type="checkbox"/>	<input type="checkbox"/>
9. _____	<input type="checkbox"/>	<input type="checkbox"/>	<input type="checkbox"/>	<input type="checkbox"/>	24. _____	<input type="checkbox"/>	<input type="checkbox"/>	<input type="checkbox"/>	<input type="checkbox"/>	<input type="checkbox"/>
10. _____	<input type="checkbox"/>	<input type="checkbox"/>	<input type="checkbox"/>	<input type="checkbox"/>	25. _____	<input type="checkbox"/>	<input type="checkbox"/>	<input type="checkbox"/>	<input type="checkbox"/>	<input type="checkbox"/>
11. _____	<input type="checkbox"/>	<input type="checkbox"/>	<input type="checkbox"/>	<input type="checkbox"/>	26. _____	<input type="checkbox"/>	<input type="checkbox"/>	<input type="checkbox"/>	<input type="checkbox"/>	<input type="checkbox"/>
12. _____	<input type="checkbox"/>	<input type="checkbox"/>	<input type="checkbox"/>	<input type="checkbox"/>	27. _____	<input type="checkbox"/>	<input type="checkbox"/>	<input type="checkbox"/>	<input type="checkbox"/>	<input type="checkbox"/>
13. _____	<input type="checkbox"/>	<input type="checkbox"/>	<input type="checkbox"/>	<input type="checkbox"/>	28. _____	<input type="checkbox"/>	<input type="checkbox"/>	<input type="checkbox"/>	<input type="checkbox"/>	<input type="checkbox"/>
14. _____	<input type="checkbox"/>	<input type="checkbox"/>	<input type="checkbox"/>	<input type="checkbox"/>	29. _____	<input type="checkbox"/>	<input type="checkbox"/>	<input type="checkbox"/>	<input type="checkbox"/>	<input type="checkbox"/>
15. _____	<input type="checkbox"/>	<input type="checkbox"/>	<input type="checkbox"/>	<input type="checkbox"/>	30. _____	<input type="checkbox"/>	<input type="checkbox"/>	<input type="checkbox"/>	<input type="checkbox"/>	<input type="checkbox"/>

2009 REGIONAL JUDGE EXAM

ANSWER SHEET CONTINUED

TO BE USED ONLY BY APPLICANTS FOR REGIONAL JUDGE

Reference:	A	B	C	D
31. _____	<input type="checkbox"/>	<input type="checkbox"/>	<input type="checkbox"/>	<input type="checkbox"/>
32. _____	<input type="checkbox"/>	<input type="checkbox"/>	<input type="checkbox"/>	<input type="checkbox"/>
33. _____	<input type="checkbox"/>	<input type="checkbox"/>	<input type="checkbox"/>	<input type="checkbox"/>
34. _____	<input type="checkbox"/>	<input type="checkbox"/>	<input type="checkbox"/>	<input type="checkbox"/>
35. _____	<input type="checkbox"/>	<input type="checkbox"/>	<input type="checkbox"/>	<input type="checkbox"/>
36. _____	<input type="checkbox"/>	<input type="checkbox"/>	<input type="checkbox"/>	<input type="checkbox"/>
37. _____	<input type="checkbox"/>	<input type="checkbox"/>	<input type="checkbox"/>	<input type="checkbox"/>
38. _____	<input type="checkbox"/>	<input type="checkbox"/>	<input type="checkbox"/>	<input type="checkbox"/>
39. _____	<input type="checkbox"/>	<input type="checkbox"/>	<input type="checkbox"/>	<input type="checkbox"/>
40. _____	<input type="checkbox"/>	<input type="checkbox"/>	<input type="checkbox"/>	<input type="checkbox"/>

Reference:	A	B	C	D
41. _____	<input type="checkbox"/>	<input type="checkbox"/>	↓	↓
42. _____	<input type="checkbox"/>	<input type="checkbox"/>	↓	↓
43. _____	<input type="checkbox"/>	<input type="checkbox"/>	<input type="checkbox"/>	<input type="checkbox"/>
44. _____	<input type="checkbox"/>	<input type="checkbox"/>	<input type="checkbox"/>	<input type="checkbox"/>
45. _____	<input type="checkbox"/>	<input type="checkbox"/>	<input type="checkbox"/>	<input type="checkbox"/>
46. _____	<input type="checkbox"/>	<input type="checkbox"/>		
47. _____	<input type="checkbox"/>	<input type="checkbox"/>		
48. _____	<input type="checkbox"/>	<input type="checkbox"/>		
49. _____	<input type="checkbox"/>	<input type="checkbox"/>		
50. _____	<input type="checkbox"/>	<input type="checkbox"/>		

Comments: